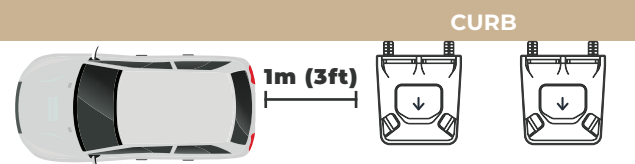


CART Placement

Curbside Placement




Place carts with wheels touching curb

Ensure carts are at least one metre (3 feet) from parked vehicles and fixed objects

Leave enough space for you to walk around the carts

Back Lane Placement



Set the carts at the edge of back lane and allow one meter (3 feet) from any obstruction behind the cart (e.g. fence)

Carts must NOT block lanes or roads

Carts will NOT be collected from enclosures



- **All carts must be placed out for collection no later than 7 a.m. on your collection day.**
- Lids closed
- Carts must be returned to your property at the end of the day



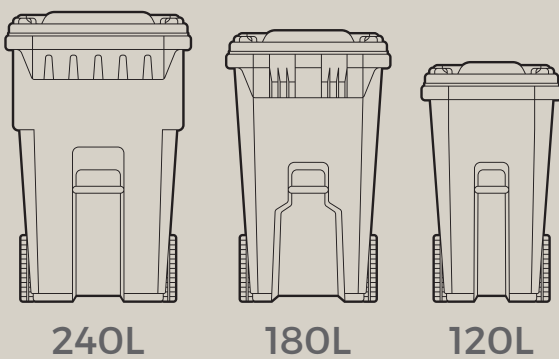
QUICK REFERENCE GUIDE

Not sure where something goes?



Download the Okotoks Waste App from your mobile app store or visit

okotoks.ca/WasteApp



WE OFFER VARIOUS CART SIZES

Visit us online for more details.

okotoks.ca/CartSize



100 - 1118 North Railway Street
Okotoks, AB
waste@okotoks.ca
403-938-8054

okotoks.ca/Waste



SIGN UP FOR FREE text, phone or email **REMINDERS** for your waste, recycling and organics collection days!

okotoks.ca/CollectionSchedule



DID YOU KNOW?

Non-household waste items can be taken to the Foothills Regional Landfill & Resource Recovery Centre. For more information visit:

foothillslrrc.com



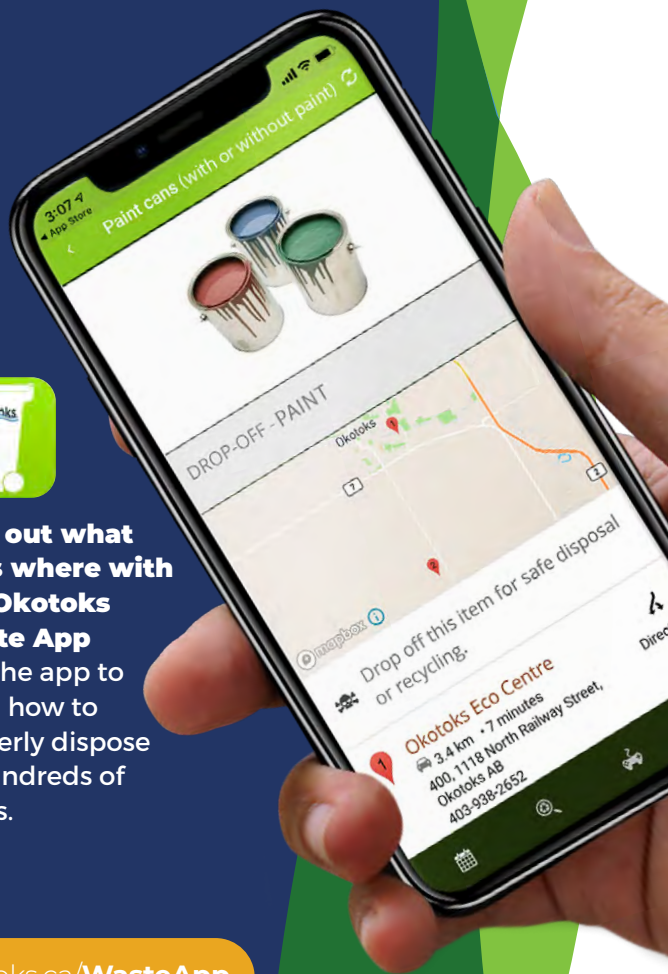
WASTE SERVICES

Your Guide to Waste Collection



Find out what goes where with the Okotoks Waste App
Use the app to learn how to properly dispose of hundreds of items.

okotoks.ca/WasteApp



WHAT GOES INSIDE YOUR
BLUE Recycle Cart

Keep all your
recyclables clean
and loose inside



Cans and aluminum
containers



Plastic
containers

PAPER: not contaminated
with food or chemicals



Magazines, books,



Newspapers &
flyers



Corrugated
cardboard
(flatten)



Boxboard (flatten)



shredded
paper
bagged
and tied
securely!

BAG.
TIE.
BIN.

RETHINK

Recycling
saves energy
and reduces
greenhouse
gas
production,
conserves
non-renewable
resources and
creates a revenue
stream.



okotoks.ca/BlueCart

WHAT GOES INSIDE YOUR
GREEN Organics Cart

Use paper/paper
bags in your
kitchen pails and
green carts.



Fruits/vegetables



Bread, toast,
cereal, baked
goods, pizza



Meat, fish, shellfish
and bones



Dairy products,
eggs and shells



Grass
clippings



House plants



Coffee grounds,
filters, tea bags



Popsicle sticks &
toothpicks



Paper napkins,
paper towels



1
cooked
food
scraps



Shrub and
branches



Pet hair &
waste, kitty
litter



paper bag
can go
directly into
green cart



BAG.
TIE.
BIN.



RETHINK

Composting
is a natural
alternative
to chemical
fertilizers.



okotoks.ca/GreenCart

WHAT GOES INSIDE YOUR
BLACK Garbage Cart

All
garbage
must be
bagged!



Furnace
filters



Styrofoam food
containers,
meat trays



Plastic or foil
wrappers, gum
packages



Dryer and disposable
mop sheets, wipes,
make-up pads, cotton
tipped swabs, dental
floss



Ribbons and bows



Toothpaste
tubes



VHS, tapes
and CDs



Materials contaminated
with food



Mirrors,
stoneware,
pyrex, ceramics



Hose and
rubber
products



BAG.
TIE.
BIN.



RETHINK

Conserving
landfill space
allows it to be
used longer
for waste that
cannot be
diverted.



okotoks.ca/Garbage

ADDITIONAL ITEMS ACCEPTED AT THE

ECO Centre

Recyclables
deserve a
second chance

The Eco Centre is a
convenient solution if your
blue cart is full



Hazardous materials



Compact/fluorescent lights



Food-grade glass



Electronics



Plastic bags/film
(bundled)



Textile



Styrofoam (polystyrene)
packing material

Eco Centre
400 - 1118 North
Railway Street
403-938-2652



okotoks.ca/EcoCentre